



Maritime Beauty

Snaping Success Together...

6-MONTH

2012 CALENDAR

Model: Redken



CALL TOLL FREE
1-800-565-7721
IN HALIFAX AREA 429-8510



MORE INFO
maritimebeauty.com

maritimebeautyshop.com



L'ORÉAL
PARIS
PROFESSIONNEL

NEW!

ACID TECHNOLOGY DIA LIGHT

**THE COMPLETE DEMI-PERMANENT
COLOR TOOL-KIT, OFFERING
0% AMMONIA AND 100% FLEXIBILITY.**

L'OREAL PROFESSIONNEL IS PROUD TO LAUNCH
TWO COMPLEMENTARY TECHNOLOGIES:
DIA RICHELSE - AN ALKALINE TECHNOLOGY THAT IS THE
PERFECT RECRUITMENT TOOL FOR NATURAL HAIR CLIENTS, AND
DIA LIGHT - AN ACID TECHNOLOGY THAT IS ESSENTIAL
TECHNICAL INSTRUMENT FOR COLORED OR SENSITIZED HAIR.

- > DISCOVER DIA LIGHT/RICHELSE AND HOW TO USE IT
- > LEARN HOW TO PERFORM THE 8 DIA LIGHT/RICHELSE SERVICES
- > OBSERVE DIA LIGHT/RICHELSE APPLICATIONS ON
LIVE MODELS TO SEE ITS OUTSTANDING PERFORMANCE
AND GET IN ON SOME EXCLUSIVE INSIDE TIPS

JOIN US AT NO CHARGE

JANUARY 29 > MONCTON > 12pm - 3pm

JANUARY 30 > CHARLOTTETOWN > 9am - 12pm

FEBRUARY 13 > HALIFAX > 9am - 12pm

JANUARY 2012

SUNDAY	MONDAY	TUESDAY	WEDNESDAY	THURSDAY	FRIDAY	SATURDAY
1 NEW YEAR'S DAY	2	3	4	5	6	7
8	9	10	11	12	13	14
15 16 17 SALE DAYS			18	19	20	21
22	23	24	25	26	27	28
29 MONCTON L'Oreal Professionnel DIA Event FREDERICTON Redken Color and Know Why II	30 CHARLOTTETOWN L'Oreal Professionnel DIA Event FREDERICTON Redken Color and Know Why II	31			DECEMBER 2011 S M T W T F S 4 5 6 7 8 9 10 11 12 13 14 15 16 17 18 19 20 21 22 23 24 25 26 27 28 29 30 31	FEBRUARY 2012 S M T W T F S 1 2 3 4 5 6 7 8 9 10 11 12 13 14 15 16 17 18 19 20 21 22 23 24 25 26 27 28 29



TOTAL IMPACT BEAUTY SHOWS

MONDAY FEBRUARY 13

**DELTA
HALIFAX**

1990 Barrington Street, Halifax

MONDAY MARCH 19

**FUTURE INNS MONCTON
HOTEL & CONFERENCE CENTRE**

40 Lady Ada Boulevard, Moncton

9am-4pm ~ SHOW BOOTHS OPEN

Featuring - MoroccanOil, Matrix, Redken For Men, KeraStraight Morning Demo
& Babe Hair Extensions Afternoon Demo!

10am-12pm ~ MATRIX MAIN STAGE

Consult: Use Dream.Age consult as a go to tool. (Personality, eyes, skin, hair, facial shape)

Analyze: Trouble shoot, create, and correct hair:

3 most common corrections - too dark, too light, hot roots.

1pm-2:30pm ~ MATRIX MAIN STAGE

Miracles, Design Pulse (cocktails), Retailing tips, Making styling fun,
Restyle models with trendy products. Fun , Fast & Awesome!

2:45pm-4pm ~ MATRIX MAIN STAGE

Designing: The marriage of a cut and color, to create individuality for your clients.

Creating Diffusion in Color: 4 techniques that you can use everyday.

TICKETS
ADVANCE \$65+TAX
AT DOOR \$80+TAX
Cost includes lunch

TO REGISTER CONTACT CATHY AT
1-800-565-7721 ext: 225

OR BY E-MAIL AT
caucoin@maritimebeauty.com



Maritime Beauty
Shipping Success Together

MATRIX
IMAGINE ALL YOU CAN BE



KeraStraight
An Evolution in Straightening & Repair

REDKEN
FOR MEN

FEBRUARY 2012

SUNDAY	MONDAY	TUESDAY	WEDNESDAY	THURSDAY	FRIDAY	SATURDAY																																																																																				
			1	2	3	4																																																																																				
5 HALIFAX LCN Artificial Nails Level 1 - Part I	6 HALIFAX LCN Artificial Nails Level 1 - Part I	7	8	9	10	11																																																																																				
12 HALIFAX Redken IntraForce	13 HALIFAX Matrix Total Impact Beauty Show L'Oreal Professionnel DIA Event <i>SALE DAYS</i>	14 VALENTINE'S DAY	15	16	17	18																																																																																				
19 HALIFAX Allpresan Pedicure 3-Day Workshop FREDERICTON Redken Cut and Know Why	20 HALIFAX Allpresan Pedicure 3-Day Workshop FREDERICTON Redken Cut and Know Why MONCTON Redken Principles of Foiling	21 HALIFAX Allpresan Pedicure 3-Day Workshop	22	23	24	25																																																																																				
26 CHARLOTTETOWN Allpresan Pedicure 3-Day Workshop HALIFAX Redken Color and Know Why - I	27 CHARLOTTETOWN Allpresan Pedicure 3-Day Workshop HALIFAX Redken Color and Know Why - I	28 CHARLOTTETOWN Allpresan Pedicure 3-Day Workshop	29		<p>JANUARY 2012</p> <table border="1"> <tr><td>S</td><td>M</td><td>T</td><td>W</td><td>T</td><td>F</td><td>S</td></tr> <tr><td>1</td><td>2</td><td>3</td><td>4</td><td>5</td><td>6</td><td>7</td></tr> <tr><td>8</td><td>9</td><td>10</td><td>11</td><td>12</td><td>13</td><td>14</td></tr> <tr><td>15</td><td>16</td><td>17</td><td>18</td><td>19</td><td>20</td><td>21</td></tr> <tr><td>22</td><td>23</td><td>24</td><td>25</td><td>26</td><td>27</td><td>28</td></tr> <tr><td>29</td><td>30</td><td>31</td><td></td><td></td><td></td><td></td></tr> </table>	S	M	T	W	T	F	S	1	2	3	4	5	6	7	8	9	10	11	12	13	14	15	16	17	18	19	20	21	22	23	24	25	26	27	28	29	30	31					<p>MARCH 2012</p> <table border="1"> <tr><td>S</td><td>M</td><td>T</td><td>W</td><td>T</td><td>F</td><td>S</td></tr> <tr><td></td><td></td><td></td><td></td><td>1</td><td>2</td><td>3</td></tr> <tr><td>4</td><td>5</td><td>6</td><td>7</td><td>8</td><td>9</td><td>10</td></tr> <tr><td>11</td><td>12</td><td>13</td><td>14</td><td>15</td><td>16</td><td>17</td></tr> <tr><td>18</td><td>19</td><td>20</td><td>21</td><td>22</td><td>23</td><td>24</td></tr> <tr><td>25</td><td>26</td><td>27</td><td>28</td><td>29</td><td>30</td><td>31</td></tr> </table>	S	M	T	W	T	F	S					1	2	3	4	5	6	7	8	9	10	11	12	13	14	15	16	17	18	19	20	21	22	23	24	25	26	27	28	29	30	31
S	M	T	W	T	F	S																																																																																				
1	2	3	4	5	6	7																																																																																				
8	9	10	11	12	13	14																																																																																				
15	16	17	18	19	20	21																																																																																				
22	23	24	25	26	27	28																																																																																				
29	30	31																																																																																								
S	M	T	W	T	F	S																																																																																				
				1	2	3																																																																																				
4	5	6	7	8	9	10																																																																																				
11	12	13	14	15	16	17																																																																																				
18	19	20	21	22	23	24																																																																																				
25	26	27	28	29	30	31																																																																																				

YOU'RE INVITED...

TO EXPERIENCE THE FUTURE OF HAIR COLOR.

DO YOU WANT TO BE A LEADER IN THE HAIR COLOR INDUSTRY?

We are hosting a day of fun with the latest in Hair Color Technology, **NEW CHROMATICS**. Come and experience the Redken Difference! Our Redken Platform Artist will be on hand in the morning revealing the theory behind this revolutionary technology and showcasing it with a demo. In the afternoon, attendees will be asked to bring a model and will be given the opportunity to experience the hair color hands on. All this is **FREE** with the purchase of a Redken color intro (\$95 without purchase) and conveniently located at your local Maritime Beauty. Space is limited. Please RSVP by contacting your local store or DSC.



DATE	TIME	LOCATION
------	------	----------

April 22	9am - 4pm	Fredericton
April 23	9am - 4pm	Saint John
April 29	9am - 4pm	Halifax
April 30	9am - 4pm	Moncton / Charlottetown
May 7	9am - 4pm	New Minas
May 14	9am - 4pm	Yarmouth / Sydney
June 3	9am - 4pm	Bathurst
June 4	9am - 4pm	Miramichi

Please have models arrive at 1pm.

Choose the Right Hair Model:

- Ensure the hair is in optimal condition, not compromised.
- Make sure hair is no longer than mid-length.

GET INSPIRED. BE PART OF IT.
WWW.REDKEN.CA | 1.866.9.REDKEN

REDKEN
5TH AVENUE NYC

MARCH 2012

SUNDAY

MONDAY

TUESDAY

WEDNESDAY

THURSDAY

FRIDAY

SATURDAY

FEBRUARY 2012
S M T W T F S
1 2 3 4
5 6 7 8 9 10 11
12 13 14 15 16 17 18
19 20 21 22 23 24 25
26 27 28 29

APRIL 2012
S M T W T F S
1 2 3 4 5 6 7
8 9 10 11 12 13 14
15 16 17 18 19 20 21
22 23 24 25 26 27 28
29 30

4
CHARLOTTETOWN
Reken Color and Know Why - I
HALIFAX
LCN Artificial Nails Level 1 - II

5
CHARLOTTETOWN
Reken Color and Know Why - I
HALIFAX
LCN Artificial Nails Level 1 - II

11
SAINT JOHN
Allpresan Pedicure 3-Day Workshop

12
SAINT JOHN
Allpresan Pedicure 3-Day Workshop

13
SAINT JOHN
Allpresan Pedicure 3-Day Workshop

18
HALIFAX
Reken Introduction to Redken

19
HALIFAX
Reken Introduction to Redken
MONCTON
Matrix Total Impact Beauty Show
SALE DAYS

20

25

26
HALIFAX
L'Oreal Professionnel CARE

27

7

14

21

28

1

8

15

22

29

2

9

16

23

30

3

10

17

24

31



Maritime Beauty
Shaping Success Together...



CALL TOLL FREE
1-800-565-7721
IN HALIFAX AREA 429-8510



MORE INFO
maritimebeauty.com

maritimebeautyshop.com



Carnival of BEAUTY

APRIL 14-15, 2012

**HALIFAX WORLD TRADE
& CONVENTION CENTRE**

Saturday April 14
Competitions

Sunday April 15
Cash & Carry
Demonstration Booths
Seminars with International Artists
Esthetics Seminars with Guest Speakers
Gala Evening Event

TICKETS
ADVANCE \$59
AT DOOR \$69
STUDENTS \$35
Cost includes tax.

Monday April 16
**PRIVATE
CLASSES**

Don't Miss
The
"Little Voice"
Mastery

with **Blair
Singer**



TIGI
Make-upology
Simplifying the Path



CND
Master Painter
Featuring Colour & Effects and Shellac

APRIL 2012

SUNDAY	MONDAY	TUESDAY	WEDNESDAY	THURSDAY	FRIDAY	SATURDAY
1	2 HALIFAX LCN Artificial Nails Level 1 - Part III	3	4	5	6 GOOD FRIDAY	7
8 EASTER SUNDAY	9 EASTER MONDAY	10	11	12	13	14 Carnival of Beauty COMPETITIONS
15 Carnival of Beauty PRESENTATIONS, EXHIBITS & GALA	16 Carnival of Beauty PRIVATE CLASSES HALIFAX Redken Little Voice Mastery CND Master Painter TIGI Cosmetics	17	18	19	20	21
22 FREDERICTON Redken Chromatic's Play Day	23 SAINT JOHN Redken Chromatic's Play Day	24	25	26	27	28
<i>SALE DAYS</i>						
29 HALIFAX Redken Chromatics Play Day	30 CHARLOTTETOWN MONCTON Redken Chromatics Play Day				MARCH 2012 S M T W T F S 1 2 3 4 5 6 7 8 9 10 11 12 13 14 15 16 17 18 19 20 21 22 23 24 25 26 27 28 29 30 31	MAY 2012 S M T W T F S 1 2 3 4 5 6 7 8 9 10 11 12 13 14 15 16 17 18 19 20 21 22 23 24 25 26 27 28 29 30 31





ICONIC OPI Colors in a new, fast, polish-on gel formula!

GelColor by OPI's shine-intense shades cure in 30 seconds and last for weeks! From its distinctive bottle and custom brush, to its unbelievably fast application and lightning speed cure, GelColor by OPI redefines salon gel services with durable, glossy OPI Color.

See Education On Demand for details on booking your OPI Gel Class.

MAY 2012

SUNDAY	MONDAY	TUESDAY	WEDNESDAY	THURSDAY	FRIDAY	SATURDAY
		1	2	3	4	5
6 CHARLOTTETOWN Redken Color and Know Why - II HALIFAX Redken Color and Know Why - II	7 CHARLOTTETOWN Redken Color and Know Why - II HALIFAX Redken Color and Know Why - II NEW MINAS Redken Chromatics Play Day	8	9	10	11	12
13 MOTHER'S DAY	14 SYDNEY YARMOUTH Redken Chromatics Play Day <i>SALE DAYS</i>	15	16	17	18	19
20	21 VICTORIA DAY	22	23	24	25	26
27 CHARLOTTETOWN LCN Artificial Nails Level 2 HALIFAX L'Oreal Professionnel Colour Change	28 CHARLOTTETOWN LCN Artificial Nails Level 2 HALIFAX L'Oreal Professionnel Colour Change	29	30	31	APRIL 2012 S M T W T F S 1 2 3 4 5 6 7 8 9 10 11 12 13 14 15 16 17 18 19 20 21 22 23 24 25 26 27 28 29 30	JUNE 2012 S M T W T F S 1 2 3 4 5 6 7 8 9 10 11 12 13 14 15 16 17 18 19 20 21 22 23 24 25 26 27 28 29 30



Maritime Beauty


Shaping Success Together...

EDUCATION ON DEMAND!

Near the end of this calendar, there is a list of classes that are constantly in demand. As soon as we reach the minimum number of people required in your area, we will schedule a cluster class.

For a reasonable fee, we can also plan private education for you or your salon.

Simply talk to your sales or store associate about your educational needs, and we will work with you!



JUNE 2012

SUNDAY

MONDAY

TUESDAY

WEDNESDAY

THURSDAY

FRIDAY

SATURDAY

MAY 2012

S	M	T	W	T	F	S
		1	2	3	4	5
6	7	8	9	10	11	12
13	14	15	16	17	18	19
20	21	22	23	24	25	26
27	28	29	30	31		

JULY 2012

S	M	T	W	T	F	S
1	2	3	4	5	6	7
8	9	10	11	12	13	14
15	16	17	18	19	20	21
22	23	24	25	26	27	28
29	30	31				

1

2

3

BATHURST
Redken Chromatics Play Day

4

MIRAMICHI
Redken Chromatics Play Day
SYDNEY
TIGI Singled Out

5

6

7

8

9

10

11

12

13

14

15

16

17

FATHER'S DAY

18

19

20

21

22

23

CLEAN SWEEP WEEK SALE!

24

HALIFAX
Redken Color Certification

25

HALIFAX
Redken Color Certification
LCN Artificial Nails Level 2

26

HALIFAX
LCN Artificial Nails Level 2

27

28

29

30



Maritime Beauty
Shaping Success Together...



CALL TOLL FREE
1-800-565-7721
IN HALIFAX AREA 429-8510



MORE INFO
maritimebeauty.com

maritimebeautyshop.com

EDUCATION SCHEDULE

DATE	LOCATION	CLASS	DATE	LOCATION	CLASS
January 29	Moncton	L'Oreal Professionnel DIA Event	April 16	Halifax	Redken Little Voice Mastery
January 29-30	Fredericton	Redken Color and Know Why - Part II	April 16	Halifax	CND Master Painter
January 30	Charlottetown	L'Oreal Professionnel DIA Event	April 16	Halifax	TIGI Cosmetics
February 5-6	Halifax	LCN Artificial Nails Level 1 - Part I	April 22	Fredericton	Redken Chromatics Play Day
February 12	Halifax	Redken IntraForce	April 23	Saint John	Redken Chromatics Play Day
February 13	Halifax	Matrix Total Impact Beauty Show	April 29	Halifax	Redken Chromatics Play Day
February 13	Halifax	L'Oreal Professionnel DIA Event	April 30	Charlottetown	Redken Chromatics Play Day
February 19-20	Fredericton	Redken Cut and Know Why	April 30	Moncton	Redken Chromatics Play Day
February 19-21	Halifax	Allpresan Pedicure 3-Day Workshop	May 6-7	Charlottetown	Redken Color and Know Why - Part II
February 20	Moncton	Redken Principles of Foiling	May 6-7	Halifax	Redken Color and Know Why - Part II
February 26-27	Halifax	Redken Color and Know Why - Part I	May 7	New Minas	Redken Chromatics Play Day
February 26-28	Charlottetown	Allpresan Pedicure 3-Day Workshop	May 14	Sydney	Redken Chromatics Play Day
March 4-5	Charlottetown	Redken Color and Know Why - Part I	May 14	Yarmouth	Redken Chromatics Play Day
March 4-5	Halifax	LCN Artificial Nails Level 1 - Part II	May 27-28	Halifax	L'Oreal Professionnel Colour Change
March 11-13	Saint John	Allpresan Pedicure 3-Day Workshop	May 27-28	Charlottetown	LCN Artificial Nails Level 2
March 18-19	Halifax	Redken Introduction to Redken	June 3	Bathurst	Redken Chromatics Play Day
March 19	Moncton	Matrix Total Impact Beauty Show	June 4	Miramichi	Redken Chromatics Play Day
March 26	Halifax	L'Oreal Professionnel CARE	June 4	Sydney	TIGI Singled Out
April 2	Halifax	LCN Artificial Nails Level 1 - Part III	June 24-25	Halifax	Redken Color Certification
			June 25-26	Halifax	LCN Artificial Nails Level 2

To avoid cancellation, seats must be reserved and paid in full a minimum of 2 weeks prior to a class.

The “Little Voice” Mastery

with **Blair Singer**



Blair Singer is the author of three best-selling books in the Rich Dad Advisor series including, SalesDogs: You Don't Have to be an Attack Dog to be Successful in Sales; the ABCs of Building a Business Team that Wins; and Building a Championship Team in Your Business. He is a Robert Kiyosaki Rich Dad Advisor and frequent presenter at Rich Dad events. His techniques are used by some of the most successful people in our industry including Sam Villa, Chris Baran, and Chris Sorbie as well as numerous companies like IBM, CitiGroup, LA Weight Loss, Prudential Insurance, UPS Stores, Dunkin' Brands, Century 21, CIBC - Canada, and Westin Hotels.

With “Little Voice” Mastery, You'll Learn to...

- Maintain your power in any situation
- Stop the debilitating chatter in your brain so you can attract what you want now
- Uncover and realize your lifelong dreams
- Break through self-sabotaging habits
- Build powerful, lasting confidence
- Resurrect the hero inside of you
- Embody the 21 proven techniques to reprogramming the “Little Voice” in your brain in 30 seconds

Master your “Little Voice” and master life!

\$ \$195 +Tax **🕒 9:00am 5:00pm** **👤 Max 200**

APRIL 16, HALIFAX



TIGI Make-upology

Simplifying the Path



Overview

Sure, make-up can be a project; complex and boring with too many rules. If you are OVER the same-old, tired one through a ka-trillion steps of make-up application, this class is for you! Using TIGI's Face Atlas, technique mapping will be revealed in the morning and experienced in the afternoon. Your TIGI Talent artist will be your travel guide as you experience a make-up approach that is easy to understand and fun to learn!

Learn

- Shade selection to compliment skin tone and eye/hair colors
- Contouring techniques to accentuate bone structure and photographic lighting conditions
- TIGI Cosmetics 'No-Rules' approach to using any piece of cosmetics on any zone of the face
- Full looks to take back to your salon/spa to help gain more clients and grow your cosmetic business
- Cosmetic retailing techniques that are FUN and simple to increase your revenue

Tools Needed: Mascara wands, make-up sponges, cotton swabs, tissues and full set of make-up brushes. Attendees will practice on each other.

\$ \$150 +Tax **🕒 9:00am 4:30pm** **👤 Max 14**

APRIL 16, HALIFAX



CND Master Painter

Featuring Colour & Effects and Shellac

Overview

Inspired by Van Gogh, our new Master Painter class featuring Shellac and Colour & Effects will bring out your creative side and help build your natural nail care business. You'll spend the day designing with color in this comprehensive hands-on class.

Learn

- Comprehensive hands-on advanced application techniques including meticulous manicuring, colour layering and artistic techniques
- How to further build your natural nail care business and grow client loyalty

Tools Needed: 2 hand towels, 2 table towels, implements, and one hand free of nail enhancements. Attendees will practice on one another.

\$ \$175* +Tax **🕒 9:00am 5:00pm** **👤 Max 14**

*Includes Master Painter Kit

APRIL 16, HALIFAX





TOTAL IMPACT BEAUTY SHOWS

MONDAY FEBRUARY 13

DELTA HALIFAX
1990 Barrington Street, Halifax

MONDAY MARCH 19

FUTURE INNS MONCTON HOTEL & CONFERENCE CENTRE
40 Lady Ada Boulevard, Moncton

TICKETS

ADVANCE \$65+TAX
AT DOOR \$80+TAX
Cost includes lunch

TO REGISTER CONTACT CATHY AT 1-800-565-7721 ext: 225

OR BY E-MAIL AT caucoin@maritimebeauty.com

MATRIX

M

Babe KeraStraight REDKEN FOR MEN

Maritime Beauty

LCN Artificial Nails Level 1



Overview

Receive the comprehensive theory and practical training required to become a successful Nail technician. Using the most advanced technology in the world, you will learn to create the most natural looking artificial nail possible. In addition you will learn proper salon and spa sanitation procedures in accordance with the Canada Health Act.

Learn

- Tip application and light cured sculpting techniques
- Personal and Professional image and skills
- How to handle nail disorders.
- The anatomy of hands and nails
- Step by Step application procedures
- Maintenance and Removal

Tools Needed: A starter kit which can be purchased at Maritime Beauty at a cost of \$495+tax, a white lab coat and professional attire required (no jeans, sweats or runners), 2 white table towels, Gibsons, 100/180 grit file, block buffer, brushes, orangewood sticks, and a few protection paper sheets.

Model Required:

Part I > For 1:00 p.m. on day-1 and same model is required on day-2 at 1:00pm as well. Model must have natural nails.
Part II > For 1:00 p.m. on day-3 in need of a fill. Another model is required at 1:00pm on day-4 with natural nails.
Part III > For 1:00pm with natural nails.

\$ \$895* +Tax 9:00am 4:30pm Max 6

* Includes Training Manual and Student Product Kit valued at \$525

Schedule

Part I	Feb 5-6	HFX	Sara Henderson
Part II	Mar 4-5	HFX	Sara Henderson
Part III	April 2	HFX	Sara Henderson

H E I M X Hairstylists working in Nova Scotia or PEI only.

Allpresan Pedicure 3-Day Workshop



Overview

Your feet provide balance for your whole body and when they are out of line your body is off balance causing pain and discomfort. This advanced pedicure course will provide you with in-depth theory, a hands on workshop, and product training.

Learn

- To recognize treatable foot disorders
- Proper protocols for diabetic and geriatric clients
- Specialized foot services
- Foot anatomy, skin & nail disorders and specialized treatments
- In-depth product and implement knowledge

Tools Needed:*

- | | | |
|--|-----------------------------------|------------------|
| - 3.5" cuticle nipper with finger loop handle 1.2 jaw | - Chisel sharp point | - Polish remover |
| - 5.5" toenail nipper concave jaw with barrel spring | - Replacement blades (100pk) | - 4 hand towels |
| - 4.5" ultra fine pointed ingrown nail nipper | - Callus shaver stainless steel | - Cotton |
| - Ingrown nail file (Fine) double ended | - Excavator with tiny single ball | - Gloves |
| - Angelfeet large foot file coarse | - All Season 7.5" glass file #32 | |
| - B/S 20mm Brace (5pk) ingrown nail | - Footbath with 2 liners | |
| - Fully charged hand held dremel with diamond bits: | | |
| QP - 3071613, QP - 3071400, QP - 3071450, QP - 3071048 | | |

Model Required: For day 3 with the following disorders: ingrown toe nails, corns, calluses; or preferably someone with all of the above.

\$ \$300 +Tax 10:00am 4:00pm Max 12

Schedule

Feb 19-21	HFX	Lori Nelson
Feb 26-28	CTN	Lori Nelson
Mar 11-13	SJ	Lori Nelson

H E I M X * An implement kit, including implement case, is available for purchase at \$219 plus tax. Please pre-order any tools you require or the kit at least 4 weeks before class.

LCN Artificial Nails Level 2



Overview

Complete your training as a professional Nail Technician by learning the technique of using forms and the art of sculpting a free edge. Customization of tips and forms are also taught. This detailed class is a must for all professional Nail Technicians.

Learn

- How to properly remove nails
- The tricks of the trade for fills and repairs

Tools Needed: Light Unit, Lab Coat, Implements, 100/180 grit file, block buffer, brushes, orangewood sticks, and a few protection paper sheets.

Model Required: A female model is required on day-1 at 1:00pm with nails free of enhancements. A female model is required on day-2 at 1:00pm in need of a fill with one of the following conditions: excessive lifting, breaking, chipping, cracking or extensive repairs.

\$ \$399* +Tax 9:00am 4:30pm Max 6

* Includes Training Manual and Student Product Kit valued at \$304

Schedule

May 27-28	CTN	Nadine Wakelin
June 25-26	HFX	Glenda Pike

E I M X

TIGI Singled Out



Overview

Singled Out is a full day hands on workshop that will teach you the best tips for texturizing to add that personal touch to any haircut and give your client a unique look. With these personalizing techniques in your pocket, you'll be able to create a signature style that will have your clients Singled Out.

Learn

- How to design a custom cut to accent and highlight your client's features
- To create a superior cutting consultation to set yourself apart from the competition
- Proper posture and body positioning to execute top-tier techniques and extend the health of your career
- Ways to incorporate some of the latest cutting trends to fit your salon clientele

\$ \$175 +Tax 9:00am 5:00pm Max 10

Schedule

June 4	SYD	Domenico Tomei
--------	-----	----------------

H C I M X

L'Oreal Professionnel C.A.R.E

Overview

C.A.R.E. "Customers Adore Receiving Explanations" is a fun, interactive and practical workshop that will give you the confidence and knowledge to successfully advise clients on L'Oreal Professionnel retail products.

Learn

- Develop your retail advising skills
- Become a "Beauty Coach"
- Motivate your team to improve your salon's customer service

\$ \$40 +Tax 9:00am 5:00pm Max 25

Schedule

March 26	HFX	Melanie Long
----------	-----	--------------

H C A I M X

L'Oreal Professionnel Colour Change

Overview

This training is for professionals who accept no compromise with respect to the quality of their colour products. The module will help you position yourself as an expert in colour change with tips from leading colour experts' knowledge at your fingertips.

Learn

- How to improve colour diagnosis for multiple-step treatments
- How to anticipate and pilot multiple-step treatment results
- How to analyze highlight compatibility, exfoliating/cleansing cases
- The rules of pre-colour
- How to perform all colour change steps
- How to communicate in order to charge higher rates for these multiple-step projects
- Which home care products to recommend

Prerequisite: Colour Keys workshop

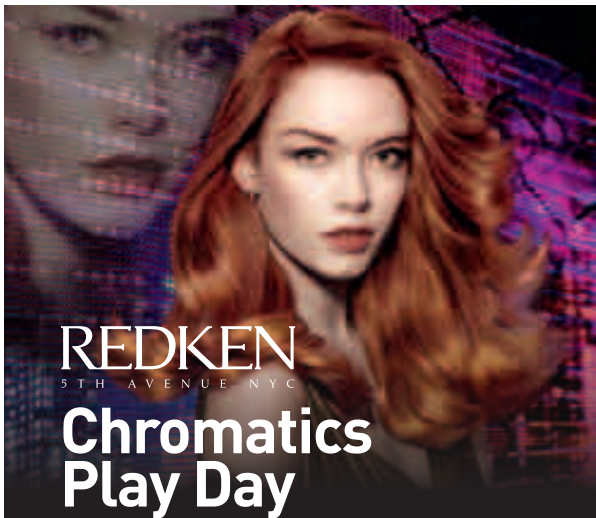
\$ \$275* +Tax 8:45am 5:00pm Max 15

Schedule

May 27-28	HFX	Lori MacLeod-Doyle
-----------	-----	--------------------

*includes a gift valued at \$35

H C I M X



REDKEN
5TH AVENUE NYC

Chromatics Play Day

Overview

The Hair Color you have been waiting for... Break Through Color Technology! Hi-Tech Haircolor at your finger tips. Cutting edge color results.

Learn

- All about the future in Hair Color
- Play with Redken's newest break through technology in hair color
- New color techniques to inspire you and help you to grow your color business
- How to market yourself and your business with cutting edge technology
- New formulations
- How to handle different color situations that happen in the salon every day

Tools needed:

Gloves, 2 color bowls and color brushes, apron, tail comb, hair dryer, and styling tools.

Model Required:

1 model required at 1:00 p.m.

\$95* +Tax **9:00am 4:00pm** **Max 15**

***\$95 or free with the purchase of a color intro.**

Schedule

Apr 22	FRD	Barb Horsman
Apr 23	SJ	Barb Horsman
Apr 29	HFX	Jane Rudolph
Apr 30	CTN	Sheila Simon
Apr 30	MCT	Barb Horsman
May 7	NM	Tracy Bezanson
May 14	SYD	Barrett Grudic
May 14	YAR	Sheila Simon
June 3	BAT	
June 4	MIR	



Redken Color and Know Why Parts I & II

CANS APPROVED

Overview

This 2-Part Class is perfect for colorists competent in the basic application of color, those new to Redken color, and those who wish to refresh their core knowledge of color. You will eliminate guesswork when choosing the perfect colors through understanding the color laws behind every choice.

Learn - Part I

- The law of color
- The color wheel
- The level system
- The composition of natural, gray, and white hair
- When to use hydrogen peroxide and alkaline agents
- To differentiate between permanent, semi and demi permanent, and temporary haircolor
- To have confidence using lighteners and high-lift blondes

Learn - Part II

- Formulation guidelines
- Application, Mixing and Processing
- Foil placement and its effects - horizontal, vertical, & diagonal
- Color correction guidelines and services
- Business building tips
- How Redken color will increase revenue and customer satisfaction

\$525 +Tax **9:00am 5:00pm** **Max 20**

Schedule

Part II	Jan 29-30	FRD	Becky Lewis & Tasha Parker
Part I	Feb 26-27	HFX	Becky Lewis & Stephanie Russell
Part I	Mar 4-5	CHT	Becky Lewis & Tasha Parker
Part II	May 6-7	HFX	Tanya Ozolins & Stephanie Russell
Part II	May 6-7	CHT	Becky Lewis & Tasha Parker



Redken Cut and Know Why

CANS APPROVED

Overview

This class is perfect for stylists who have been hairdressing for 20 months or 20 years, stylists wanting to understand the intricate art of design from the foundation to the finish, and stylists at every level wanting to create and recreate any shape every time. Explore the mechanics of how haircutting actually works.

Learn

- To understand haircutting, not just haircuts
- How to manipulate a cut using the core principles of cutting as a solid base
- The principles of shape, line and angle
- The principles of headform, balance, and six panel bob
- The principles of movement, elevation, and over direction
- The 3 types of line graduation - swelling, straight, & scooping
- The "Why" behind every cut you make

\$325 +Tax **9:00am 5:00pm** **Max 20**

Schedule

Feb 19-20	FRED	Edijs Ozolins & Matt Scott
-----------	------	----------------------------



Redken Color Certification

CANS APPROVED

Overview

As a Redken Certified haircolorist, you'll be recognized and identified as an expert in your field of specialty. Being certified lets your peers, customers and associates know that you have the highest technical competency in the beauty industry, are an expert in Redken's hair color brands, and have achieved Redken's "standards of excellence".

Redken Certified Haircolorist will receive:

- Listing on redken.ca (your name and salon info)
- Press Kit to promote your status
- Logo usage rights for use on websites, ads, etc.
- Certificate to display
- Pin to identify you as a member of this elite group

Candidates excel in the area of haircolor with:

- Exceptional technical skills
- Knowledge of haircolor
- Working knowledge of Redken haircolor brands
- A flourishing business
- Top notch customer service

Prerequisite: Must be experienced with Redken color and have attended Principles of Color Parts I & II.

\$395 +Tax **see below** **Max 30**

Times: June 24 5pm - 9pm, June 25 9am-5pm

Schedule

June 24-25	HFX	Barb Horsman & Tracy Silkstone
------------	-----	--------------------------------



For more information or to register, call 1-866-9-REDKEN or log on to www.redken.ca for salon professionals.

Redken Principles of Foil Placement

CANS APPROVED

Overview

This class is perfect for all colorists competent in the basic application of color, and for those who wish to perfect their core highlighting techniques and understanding of the principles of placing highlights in the haircut. In this program you will learn the laws and principles of highlighting. In this hands-on approach we will use our "stitch guide", and horizontal, vertical and diagonal placements and show you how it creates movement in the hair.

Learn

- To create/recreate any look that has highlighting
- The different results that can be achieved with different types of weaving techniques
- How to understand section patterns and the various results they give
- To avoid disappointing results as you learn the "Laws of Highlighting"
- To increase your revenue with simple techniques
- To create patterns to achieve the looks you want

\$195 +Tax **9:00am 5:00pm** **Max 20**

Schedule

Feb 20	MCT	Jane Rudolph
--------	-----	--------------



Redken IntraForce

Overview

Clinically proven defense against thinning hair. 30 Days to thicker fuller hair. The IntraForce Specialist Program will consist of understanding the landscape you are working with, the difference between "thinning" and adding volume with texture, and how to negotiate the lack of material to create your design.

Learn

- The latest in design, techniques for fine, thin looking hair with hands-on instruction
- Specific information on the styling methods and products that work for this client type
- How to evaluate the condition of the scalp and to prescribe the proper treatment

\$95 +Tax **9:00am 4:00pm** **Max 15**

Schedule

Feb 12	HFX	Edijs Ozolins
--------	-----	---------------



Introduction to Redken

Overview

Whether you are new to Redken or would like to be refreshed, this 2-day program is packed full of knowledge. Experience everything Redken has to offer.

Learn

- The Fashion, Science and Inspiration behind Redken
- Information on all our prescriptive products
- Styling cocktails, when to use which styling product, and new finishing ideas
- Tips on how to retail
- An overview of all our color brands with hands-on formulation ideas

Tools needed: 2 color brushes, 2 color bowls, gloves, color apron, combs (metal tail), brushes (Denman, round, boar bristle, vent), hair dryer with nozzle, curling and flat irons.

\$95* +Tax **9:00am 5:00pm** **Max 20**


Schedule

Mar 18-19	HFX	Tracy Bezanson & Sheila Simon
-----------	-----	-------------------------------



* Attendees will receive a gift bag of Redken products.

EDUCATION ON DEMAND!



KeraStraight Training

Overview

KeraStraight provides an evolution in straightening and repair. KeraStraight is 100% aldehyde and formaldehyde free, using a unique formulation to achieve great results. This class is designed for stylists that have previous training and experience with hair smoothing and conditioning treatments. One model will be prepped and all attendees can participate in trying the KeraStraight products and techniques. The education focus will be on understanding KeraStraight's product knowledge and the important steps to achieve great results with all hair types.

Learn

- What is KeraStraight
- How KeraStraight works
- Proper consultation
- Application techniques
- How to create smooth, frizz-free hair

see below 4 HOURS Min 6

Cost of KeraStraight:

\$595* (group education)
\$895* (private education)

* Includes 1 KeraStraight intro. Max of 2 attendees from same salon per intro



Babe Hair Extensions

Overview

Babe Hair Extensions are providing our local salons and stylists with a quality product at an affordable price. Combined with a convenient supply through Maritime Beauty Stores and DSCs, it is a winning solution. In this introduction to Hair Extensions and Hair Feathers** you will learn how to add extensions or feathers to achieve various looks. You will learn quick application techniques and will be shown proper sectioning, placement & blending.

Learn

- Proper consultation
- Color choices
- How to promote to your clients
- Highlight and lowlight techniques
- Fringe techniques

\$95* +Tax per person 3 HOURS Min 6

*Participants will receive a \$50 voucher towards the purchase of Babe hair extension or tools.



Attendees will practice on a shared mannequin head.
**Training on Feathers subject to availability at time of class.

Babe Eyelash Extensions

Overview

Babe Lash Extensions offers a quality product at an affordable price and includes professional training. In this introduction to Babe Lash Extensions you will learn how to add extensions to natural lashes to achieve various looks, quick application techniques and proper placement, sizing & blending.

Learn

- Proper consultation
- Length and thickness choice
- How to promote to clients
- Flattering techniques to open the eye, bring wide set eyes closer or balance out close set eyes
- Application techniques and removal techniques

Tools Needed:

1 bed sheet, 2 white hand towels, a few Gibsons and a bottle of pure acetone.

Model Required:

1 female model required at 1:00 p.m. for approximately 3 hours

see below 7.5 HOURS Min 6

Cost of Babe Eyelash Extension:

\$495* (group education)
\$795* (private education)

* Includes 1 Babe intro. Max of 2 attendees from same salon per intro





O·P·I

COLOR AT THE SPEED OF LIGHT! GelColor by OPI

Overview

Ready to increase your repeat clientele? Do it with year-round services that dazzle with completely dry color and no chance of mani (or pedi) mishaps! GelColor by OPI fuses 6th generation advanced gel polymer chemistry with high-speed LED technology for iconic OPI color at the speed of light. Fully cured from foundation to finish in 4 minutes per set, GelColor by OPI sets a new record for fast finishes worth repeating. GelColor by OPI - your new standing appointment!

Learn

- How to revolutionize your salon menu
- Fast, color finished services
- Easy "French" finishes
- Street Smart nail art
- Simple, economical removals

Tools Needed:

Tooling implements, files, brushes, and one hand free of nail enhancements or product. Attendees will practice on one another.

 \$599^{95*} +Tax per person  4 HOURS  Min 6

*Includes a GelColor Intro Kit and NEW LED Light.



CND

Hands. Feet. Beauty.

CND Brisa UV Gel 2-Day Certificate Program

CANS APPROVED

Overview

CND's complete Brisa UV Gel product system infusion - intensive, interactive, professional, hands-on guidance on all aspects of technical application, finishing and refinement practices. Advanced theory workshops teach excellence in Client Consultation, Custom Client Service Protocols, Business Building Strategies and Salon Wellness to maximize in salon profitability using CND's award winning Brisa UV Gel enhancement brand.

Learn

- To master proven Brisa UV Gel techniques to deliver deep beautiful smile lines for Forever French enhancements
- Perfect single colour overlay application & practice skin tone analysis to create unique custom-client enhancement services that allow you to charge premium service prices in salon and gain loyal customers for life

Tools Needed:

2 hand towels, 2 table towels, cuticle pushers, and both hands free of nail enhancements. Attendees will practice on one another.

 \$450* +Tax per person  8 HOURS  Min 6

*Includes a Brisa Master Pack, CND UV Lamp, Workbook, DVD & CND Brisa UV Gel Master Certificate



Hairstylists working in Nova Scotia or PEI only.



LCN

LCN Nail Art Workshop

Overview

Create innovative Nail Art that clients crave with this hands-on workshop. Try colored free edging, permanent polish, marbleizing and more! Work with the NEW 3-D Colour Gel, and the NEW Stamping System. Share your creative side with your classmates. A perfect opportunity to TRY the extensive line of color gels. A must for all Nail Technicians!

Learn

- To add glitters, bouillons, nail art chips and decals.
- How to create "new" looks for the season

Tools Needed:

Light Unit, Brushes, Lab Coat, Implements, 100/180 grit file, block buffer, orangewood sticks, and a few protection paper sheets

 \$95* +Tax per person  3.5 HOURS  Min 6



LCN

LCN Glass Gel Workshop

Overview

Please join us and experience the one and only Colored Translucent Sculpting Gel on the market! This light cured transparent color has a firm consistency for nail extensions or Nail Art. Learn how to create beautiful 'stained glass' effects on your clients' nails. This is one of the most exciting techniques to ever hit the nail market, and you can learn it in just a half day with us!

Learn

- Hands on training in the art of Glass Gel Application
- How to incorporate Glass Foils and Glitter Gels
- Proper use of One Component Crystal Clear as a building product

Tools Needed:

Light unit, files, forms, 100/180 grit file, block buffer, orangewood sticks, a few protection paper sheets, and nail art brushes (optional)

Model Required:

For 9:00 a.m. with healthy natural nails; no fungus or nail enhancements.

 \$175* +Tax per person  4 HOURS  Min 6

*Includes a Glass Gel Nail Intro Kit.



COST OF CLASS



CLASS TIME



Start and finish.

MAXIMUM PARTICIPANTS



Recommended for hairstylists.

HAIRSTYLIST



Recommended for colorists.

COLORIST



Recommended for apprentices.

APPRENTICE



Recommended for estheticians.

ESTHETICIAN



Recommended for massage therapists.

MASSAGE THERAPIST



Recommended for managers/owners.

MANAGER



Recommended for front line salon coordinators.

COORDINATOR



(506) 548-3099 Dieppe

(902) 543-4466 Edmundston

(902) 894-5800 Fredericton

(902) 481-0222 Halifax

Halifax

CALL TOLL FREE
1-800-565-7721



IN HALIFAX AREA
429-8510

(902) 429-8510

(506) 455-0248 New Glasgow

(506) 739-8222 Moncton

New Minas

(506) 854-9961 Miramichi

(902) 681-5588

(902) 752-6295 Sydney

(506) 778-4098 Saint John

(902) 742-6160

(902) 562-8557

(902) 436-7348 Summerside

(506) 658-9976



STYLING TOOLS

Participants will need: Shears, texturizing shears (preferably 30 tooth), electric clipper with detachable blades, T-Edgers (detailers), straight razor with extra blades, minimum of 8 duck bill clips, water bottle, cutting combs (regular, taper, clipper & flat top), brushes (Denman, round boar bristle, vent), lift comb, apron, 6 towels, hair dryer with nozzle, diffuser, curling & flat irons.



HIGHLIGHTING TOOLS

Participants will need: 2 color bottles, 2 color bowls, graduated cylinder, foils of various lengths, highlighting board, gloves, combs (metal tail foiling, sectioning & other), brushes (Denman, round boar bristle, vent), minimum of 8 clips, small elastics, color apron, 6 towels, hair dryer with nozzle, curling & flat irons.



COLOR TOOLS

Participants will need: 2 color bottles, 2 color brushes, 2 color bowls, graduated cylinder, gloves, combs (metal tail & other), brushes (Denman, round boar bristle, vent), minimum of 8 clips, color apron, 6 towels, hair dryer with nozzle, curling & flat irons.



UP DO TOOLS

Participants will need: Shears, combs, vent, Denman & paddle brushes (with natural hair bristles), black elastics, brown & black bobby pins, roller pins & hair pins, hot rollers, hair dryer & 1/2 inch barrel curling iron.



ESTHETIC TOOLS

Participants will need: Bowl, face brush, 4 mixing glasses, cotton swabs, eye pads, gauze, Gibson towels, gloves, bed sheet, blanket, 6 hand towels.



DIFFICULTY LEVEL

3=Advanced
2=Intermediate
1=Junior



PREREQUISITE

Class has a prerequisite.



MANNEQUIN [TO KEEP]



MANNEQUIN (NOT TO KEEP)



TABLE TOP OR TRIPOD MANNEQUIN STAND REQUIRED



MODEL REQUIRED



LUNCH INCLUDED

